



District Report Card: 2017


State: Meghalaya	District: East Jaintia Hills
Class: 3	Subject: Language
Schools: 61	Students: 868


Participation/Coverage


Students

<div>GENDER</div> <div></div>	Boys		Girls	
	Number	%	Number	%
	427	49.19	441	50.81

<div>AREA</div> <div></div>	Rural		Urban	
	Number	%	Number	%
	854	98.39	14	1.61

<div>CATEGORY</div> <div></div>	SC		ST		OBC		GEN	
	Number	%	Number	%	Number	%	Number	%
	10	1.15	825	95.05	14	1.61	19	2.19

<div>CWSN</div> <div></div>	LD	VI	HI	S&LD	ID	Oth
	0	2	2	2	0	0

<div>Management</div> <div></div>	Government		Government-aided	
	Number	%	Number	%
	365	42.05	503	57.95

Average Performance of Students in Language (%)

Overall	Gender		Area		Management		Social Group			
	Male	Female	Rural	Urban	Govt.	Aided	SC	ST	OBC	GEN
49.99	48.84	51.11	50.22	36.19	50.59	49.56	47.33	49.79	60.95	52.28

Performance on Learning Outcomes (LOs)

Learning Outcomes	Description	Average Performance(%)
L304	Reads small texts with comprehension i.e., identifies main ideas, details, sequence and draws conclusions	52.47
L312	Reads printed scripts on the classroom walls: poems, posters, charts etc.	45.05

Range of Performance of Students who Answered Correctly							
Below 30%		30% - 50%		50% - 75%		Above 75%	
Number	%	Number	%	Number	%	Number	%
199	22.93	232	26.73	262	30.18	175	20.16

Lowest Performing Learning Outcomes (LOs)

1 - Reads printed scripts on the classroom walls: poems, posters, charts etc. (45.05)

2 - Reads small texts with comprehension i.e., identifies main ideas, details, sequence and draws conclusions (52.47)